

Sample collection instructions

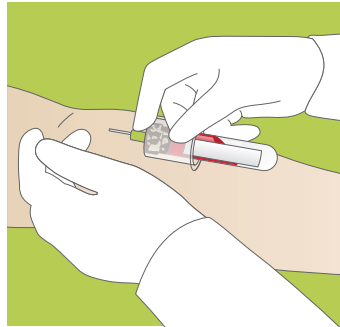
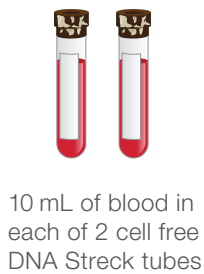
1. Collect mother's blood



65°F
18°C

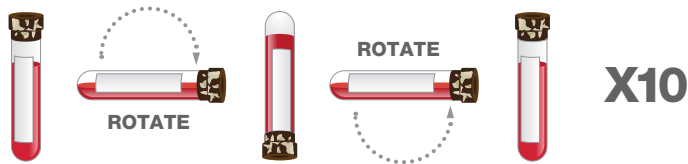
86°F
30°C

Do NOT store kits in an area where the temperature range is outside 65–86°F or 18–30°C.



- Fill both tubes completely. If insufficient volume is obtained, please draw an additional tube.
- Allow 60–90 seconds for each tube to fill.
- Please use 21 gauge straight needle, **NOT** butterfly needle.
- Vein collapse may require second venipuncture with a fresh tube.

2. Gently mix sample



- Gently invert each tube at least 10 times immediately after draw in order to thoroughly mix blood with reagents.
- Do **NOT** shake vigorously.
- Do **NOT** seal tubes with paraffin film.

3. Pre-pack sample



43°F
6°C

98°F
37°C

Do NOT expose blood to temperatures outside the range of 43–98°F or 6–37°C. Blood should never be refrigerated or frozen.




A
Complete information on tube labels.



B
Place inside provided biohazard bag.




C
Place in between gel pack to cushion.

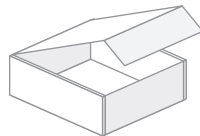


D
Place gel pack in metallic envelope.

4. Ship sample



A
Place metallic envelope with the blood samples and requisition form into original Panorama Kit (cardboard mailer).



B
Place cardboard mailer inside FedEx Clinical Pak.



C
Call FedEx at 1-800-GO-FEDEX to arrange pickup; prepaid FedEx label is affixed to Clinical Pak.