

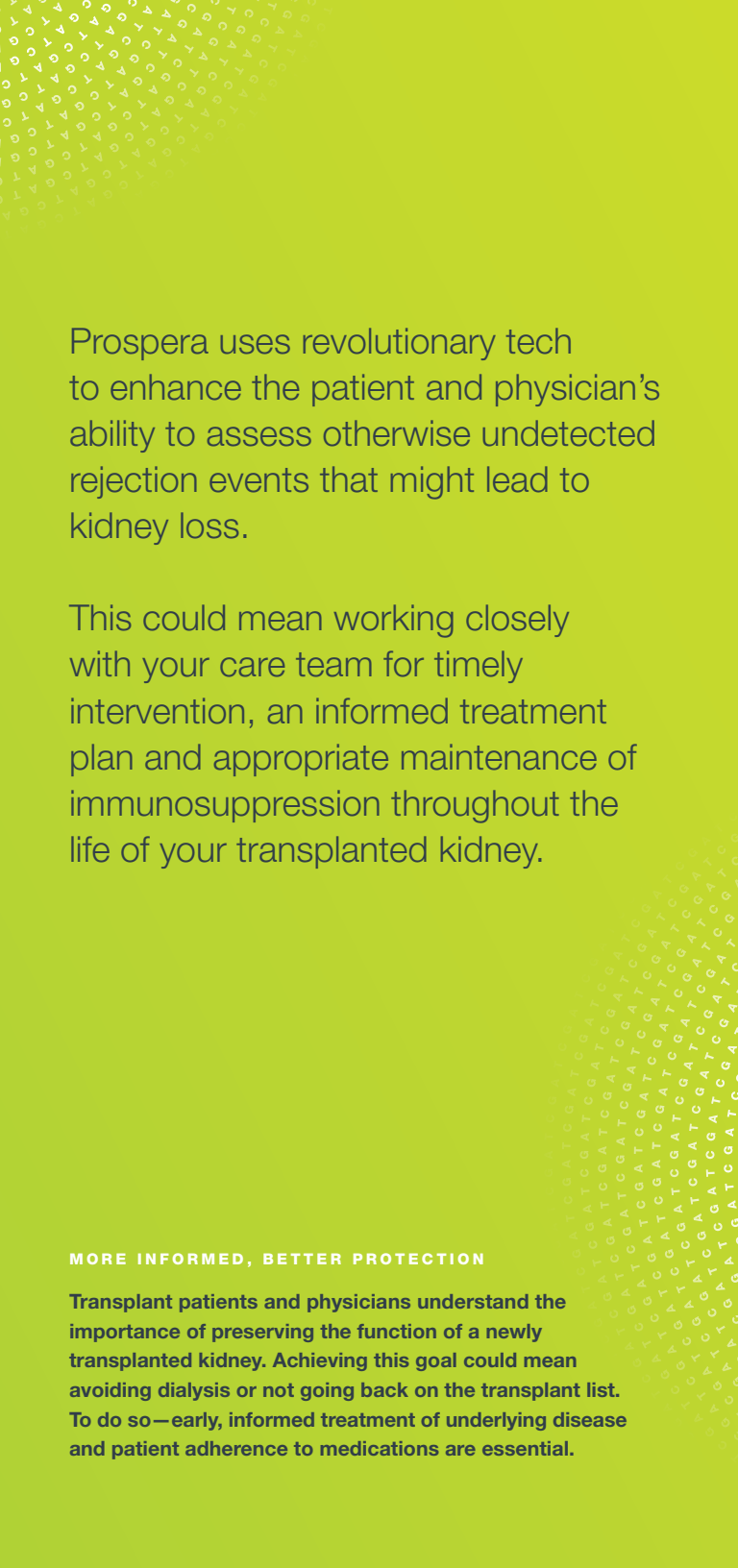


Prospera™
Transplant assessment

Optimized surveillance for
even more confident results

Precise cell-free DNA testing from the experts





Prospera uses revolutionary tech to enhance the patient and physician's ability to assess otherwise undetected rejection events that might lead to kidney loss.

This could mean working closely with your care team for timely intervention, an informed treatment plan and appropriate maintenance of immunosuppression throughout the life of your transplanted kidney.

MORE INFORMED, BETTER PROTECTION

Transplant patients and physicians understand the importance of preserving the function of a newly transplanted kidney. Achieving this goal could mean avoiding dialysis or not going back on the transplant list. To do so—early, informed treatment of underlying disease and patient adherence to medications are essential.

Why is monitoring for active rejection important?

Transplant patients may develop complications after surgery—weeks, months or even years later.

“Active rejection” is one type of complication. It occurs when your immune system sees the transplanted kidney as foreign and attacks it. Certain changes in your blood tests may indicate possible rejection. In most cases, you may feel perfectly normal with no symptoms but still be experiencing active rejection of your kidney.



Knowing as soon as possible about rejection can help you and your care team develop a treatment plan to best protect your new kidney. That's why accurate monitoring is so important.

How does Prospera work?

From a single blood draw, Prospera measures the amount of donor DNA from your transplanted kidney in your blood. This helps your care team assess all types of rejection more precisely than available standard assessment tools.¹⁻⁴

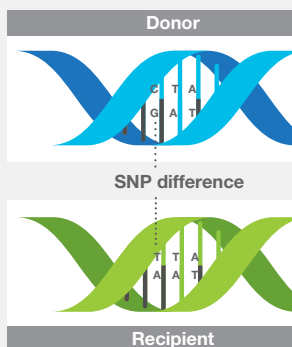
Recipient Blood Sample



Mix of donor and recipient cell-free DNA (cfDNA)



Precise Identification



>13,000 single-nucleotide polymorphisms (SNPs) and advanced bioinformatics to differentiate recipient and donor DNA

What do Prospera results show?

The Prospera result represents the percent of cell-free DNA in the patient's blood that originates from the donated kidney to determine whether or not you may be experiencing active rejection. It may also indicate other types of kidney injury you are experiencing. Like your other regular monitoring tests, Prospera is recommended for periodic use over time as directed by your doctor.

Your own personalized cell-free DNA baseline

Establishing a baseline tells you and your care team the "normal state" of your new kidney. You can measure new results against this baseline.

A way to track your cell-free DNA over time

Following your levels in the future reveals your new kidney's health.



If a Prospera result is above 1%²

This may mean that active rejection is occurring. Terms used to describe the various types of active rejection include:

- Antibody-mediated rejection
- T cell-mediated rejection
- Mixed rejection

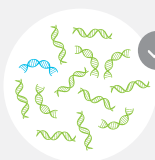
To confirm a rejection or the type of rejection, you should consult your doctor.



If a Prospera result is in the normal range²

This may mean that your kidney is stable.

Test Results



NO active rejection:

Minimal donor-derived cell-free DNA (dd-cfDNA) is released in a stable patient's blood.

OR




Active rejection:

Upon cell injury, more dd-cfDNA is released from the donor kidney.

Prospera reports the percentage of dd-cfDNA in a transplant recipient's blood

orphisms
tics are used
or cfDNA



How do I get started?

Prospera is available through your doctor or care team at your transplant center. Not sure if your provider offers Prospera? Contact us at +1 650.273.4468.

Is Prospera covered by insurance?

Natera welcomes all insurances. Prospera is covered by Medicare for assessing potential kidney transplant rejection. The goal of Natera's billing department is to make the process transparent and easy for our patients. In the rare event you have financial responsibility for Prospera, Natera offers flexible financial assistance programs and will work closely with you to ensure there is no hardship on you or your family. In all cases, the Natera team is here to help you with any billing or reimbursement questions at +1 650.273.4468.

How does Natera support me?

We offer complete support through our ProsperaLink Program:

Always by your side: Natera's care team will guide you through the process of using Prospera and check-in with you at every milestone.

Flexible for your convenience: Our team coordinates blood draws around your schedule—at a certified laboratory near you or by a blood draw specialist who can come to you.

Transparent & accessible: Our proactive billing outreach and flexible payment plans, including assistance for financial hardship, help ensure no significant financial hardship in accessing Prospera.



Discover all the other ways Natera supports you by calling **+1 650.273.4468**.

Only from Natera

Our mission is to improve disease management for patients worldwide. We have been exploring and evolving our expertise in cell-free DNA (cfDNA) across reproductive health, cancer, and organ transplant care. We founded our company to use the most innovative technology for earlier detection of genetic conditions in pregnancies. In the years since, we have helped nearly two million families on their path to parenthood with solutions that tell them about the genetic health of their babies.

Built on Natera's pioneering technology, our first circulating tumor DNA (ctDNA) test is custom-built and personalized for each cancer patient. Now, we have refined our technology to assess tiny amounts of donor DNA in the blood of kidney transplant patients. And that's just the start.

With all the rapid advances taking place in cfDNA at Natera, there is one constant: our unwavering commitment to patients.



**For more information about Prospera,
call +1 650.273.4468 or visit natera.com/prospera.**

REFERENCES

- 1 Altug Y, Liang N, Ram R, et al. Analytical validation of a single-nucleotide polymorphism-based donor-derived cell-free DNA assay for detecting rejection in kidney transplant patients. *Transplantation*. 2019
- 2 Sigdel TK, Archila FA, Constantin T, et al. Optimizing detection of kidney transplant injury by assessment of donor-derived cell-free DNA via massively multiplex PCR. *J Clin Med*. 2019;8(1):19.
- 3 Grskovic M, Hiller DJ, Eubank LA, et al. Validation of a clinical-grade assay to measure donor-derived cell-free DNA in solid organ transplant recipients. *J Mol Diagn*. 2016;18(6):890-902.
- 4 Bloom RD, Bromberg JS, Poggio ED, et al. Cell-free DNA and active rejection in kidney allografts. *J Am Soc Nephrol*. 2017;28(7):2221-2232. doi: 10.1681/ASN.2016091034.

This test was developed by Natera, Inc., a laboratory certified under the Clinical Laboratory Improvement Amendments (CLIA). This test has not been cleared or approved by the US Food and Drug Administration (FDA). Although FDA does not currently clear or approve laboratory-developed tests in the US, certification of the laboratory is required under CLIA to ensure the quality and validity of the tests. ©2020 Natera, Inc. All Rights Reserved. PRO_BR_PatientBrochure_20200224_NAT-8020043

201 Industrial Road San Carlos, CA 94070 | T: 1.650.249.9090 | F: 1.650.730.2272
natera.com



Conceive. Deliver. Thrive.